



# Chappaqua AYSO

Spring 2021  
Referee Kick-Off Meeting

Rob Catarella  
Regional Referee Administrator





# Meeting Overview

- Philosophy of Refereeing
- Game Scheduling
- Game Management
- Changes to the Laws of the Game
- Online resources
- Open discussion

This presentation will be available on our webpage:

<http://www.chappaquaayso.org/referees/>

# THANK YOU!



*Chappaqua AYSO Referees  
Wiz of Oss Tournament, Ossining NY  
June 2013*

This job is hard  
This job can be lonely  
This job takes courage

***You are part of a team***

We work together  
We support each other  
... and it's really fun!



# New Referees

- Welcome!!
- Start with U8 games and move to U10 when ready
- Pick up Jerseys & socks after meeting





# Philosophy of Refereeing

- Be a friendly “aunt or uncle” not a policeman.
- Maintain a fun learning environment.
- “Friendly Authority” Smile! It’s fun!
- Know, understand and apply the rules. -- *Always use common sense* (“Law 18”)
- You must see an infraction to punish it.
- The need to caution or send-off a young player is extremely rare and can usually be avoided.



# Age Specific Issues

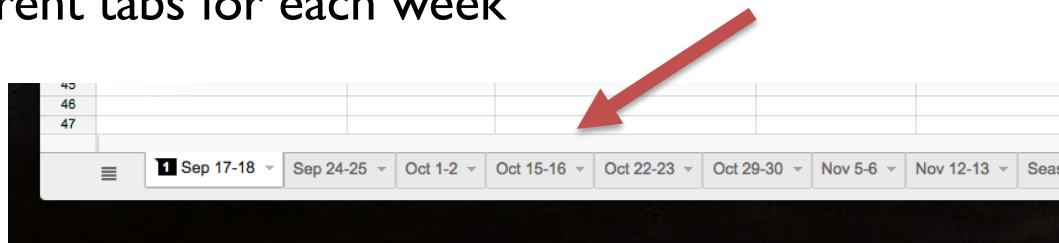
- **U-8** Simple rules — start learning game, VERY few fouls, keep play moving.
  - Stop on bad throw-in, instruct proper technique, but let play go if it happens again.
- **U-10** The whole game — offsides, goalkeepers
- **U-12** Skills better — game moves faster
- **U-14** Hormones kick in — control is key
- **U-19** Better be in shape — fouls galore


# Game Scheduling

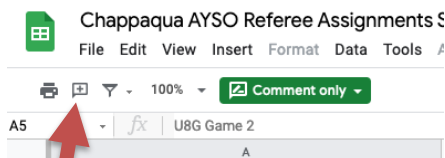
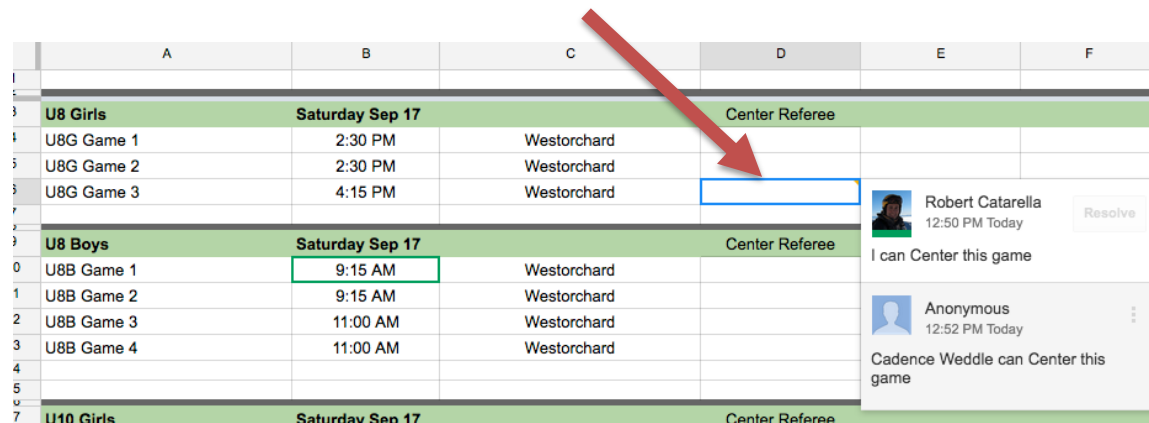


# Scheduling

- Game schedule website
  - Different tabs for each week



- Make comments on spreadsheet (Right-click, Comment or click on the  icon near the top) OR send me an email

	A	B	C	D	E	F
1						
2						
3	<b>U8 Girls</b>	<b>Saturday Sep 17</b>		<b>Center Referee</b>		
4	U8G Game 1	2:30 PM	Westorchard			
5	U8G Game 2	2:30 PM	Westorchard			
6	U8G Game 3	4:15 PM	Westorchard			
7						
8	<b>U8 Boys</b>	<b>Saturday Sep 17</b>		<b>Center Referee</b>		
9	U8B Game 1	9:15 AM	Westorchard			
10	U8B Game 2	9:15 AM	Westorchard			
11	U8B Game 3	11:00 AM	Westorchard			
12	U8B Game 4	11:00 AM	Westorchard			
13						
14						
15	<b>U10 Girls</b>	<b>Saturday Sep 17</b>		<b>Center Referee</b>		



# Scheduling

- Even if someone has requested a game you can still put your name in.
- It is NOT first-come, first-served. I will balance assignments so everyone gets work.
- Games will be assigned Thursday ~8pm

# U10 and Older Games

- Sign up to be an Assistant Referee the same way

Sunday Sep 18	Center Referee	AR 1	AR 2	Complete
12:30 PM	Greeley C	Dmytro Crawford		
Sunday Sep 18	Center Referee	AR 1		
Sunday Sep 18	Center Referee	AR 1	AR 2	Complete



Anonymous  
1:11 PM Today

Resolve

William Catarella can AR

- If no CR is available then no AR will be assigned, but put the request in anyway!



# Scheduling- Times

The times listed on the website are the scheduled start times of the games.

- U8: Be there 15 minutes before
  - Be ready to start when coaches finish their training.
  - There are two U8 fields at Westorcharad. You can pick whichever game you'd like. Coordinate with other game's referee.





# Scheduling- Times

- **U10 / U12 / U14 / U19:** Be there 15 minutes before
  - Check field safety, goals, lines, etc
  - Be ready to start early if coaches are ready
  - There is often a game immediately after yours.
    - If you start late you'll have to shorten the halves to end on time.




# Scheduling- Cancellations


- Let me know BY EMAIL if you can't make a game to which you were assigned
- I will offer that game to next available person BY EMAIL

# Completed Games

- Comment in the “Complete” box to let me know you worked that game as a CR or AR

Center Referee	AR 1	AR 2	Complete
Danylo Crawford	William Catarella		
Center Referee	AR 1	AR 2	Complete
Center Referee	AR 1	AR 2	Complete
Center Referee	AR 1	AR 2	Complete
Center Referee	AR 1	AR 2	Complete

 Anonymous  
10:18 AM Today  
Danylo CR'd this game

 Anonymous  
10:18 AM Today  
William AR'd this game

# Recent Changes to the Laws of the Game





# Recent Law Changes

- Goal kicks in the penalty area are in play as soon as kicked and clearly moves (i.e. no longer in play only once it exits the penalty area).
  - Attacking team still needs to start outside the penalty area (or for U10s: the build-out line)
- Dropped balls are now to a single player with all players from both teams required to be 4.5 yards away—if in the penalty area, the dropped ball always goes to the goalkeeper
- Instances where the ball hits the referee will often result in a dropped ball.
  - Goes to the team who last had control



# Recent Law Changes

- Yellow and red cards can now be shown to coaches and team officials.
- Winner of the coin toss can choose to take the kick-off or choose a side.
- If a defensive wall has three or more players, opponents must be one yard away.
- On a penalty kick, the goalkeeper must have at least one foot on the goal line until the ball is struck.



# Recent Law Changes

- Most players (and many coaches) do NOT know about these changes
  - Some players still think the ball has to move forward on kickoffs. Hint: it doesn't
- For dropped-ball restarts, for example, you may have to explain to everyone about the new restart
- There will be cases where a knowledgeable player takes advantage of the goal kick / penalty area law change and jumps the ball and scores. Unaware parents and coaches will cry foul. During the break go and explain to them this is one of the recent Law changes (2019, actually).



# Game Management



# Respect Starts with Appearance

- Look the part, be the part
- Tuck in Jersey, wear black shorts and referee socks

## BE PREPARED!

- Wear a Watch... NO PHONES!
- Have a coin to flip



# Before the game

- Talk to both coaches about any concerns they may have
- Work with coaches where you can and try to get the coaches to agree on a change...
  - “Coaches, team A has 8 players. How do you want to proceed?” instead of “Team B needs to give 3 players to team A”

# Whistle Management

- Only whistle to start and stop play.
  - No need to whistle on every goal or when ball goes out of bounds: Players usually stop on their own.
  - Too many whistles means they'll pay less attention
- Don't run with whistle in your mouth
  - Avoid "jumping the gun" on a call
  - Give yourself time to think about what you saw before stopping play
- Talk with your whistle. Short and Sharp. Don't whimper!
  - Once: normal stoppage or start
  - Multiple times: lots of action and you need to get things stopped
  - Two or Three long blows to call half or end of game
- Practice at home



# Use Your Words

- Signal AND Talk
  - “Red Throw”
  - “Blue Direct Free Kick”
  - “Offsides”
- Talk during play too
  - “Keep the arms down”
  - “Watch the pushing”
  - “No foul, keep playing”
  - “ADVANTAGE, PLAY ON!”





# Speaking of language

- Foul Language – three types
  - Directed at themselves
    - At next stoppage remind them no foul language
  - Directed at a teammate
    - Talk to player and coach
  - Directed at other team
    - Address immediately unless advantage situation
    - Yellow/Red Card determination

# Smile!

- It keeps things light
- It calms the player who is already mad and diffuses the tension. You can also use a strategic compliment – “I know that was a nice move, but the foul wasn’t worth a yellow card.”
- It calms you down





# Fouls management – lower level

- If it causes you to think ouch, blow the foul.
- Explain why you called the foul to the player if they seem confused. Most of the time at younger ages they are already apologizing.
- Pay attention for grabbing and attempted grabs.
- Indirect vs Direct free kick...they are confused.

# Fouls Management – Upper level

- It is easier to loosen up the calls as you go through the game rather than get tougher.
- You are “paid” to determine routine, careless/reckless and dangerous fouls. This is not easy.
  - If you see a foul and aren’t sure what category it is in, blow the whistle and talk to your AR. Even if they didn’t see it, you can talk it over with them.
  - When talking to your AR, keep an eye on the players

# Upper level fouls continued

- Explain a yellow or red card using the criteria in the laws of the game. If you make up criteria it will come back to bite you.
  - “18 Red, that was a dangerous foul from behind in the penalty box preventing a clear scoring chance. By rule that is a red card.” – Good
  - “18 red, you were mean to that player. Red card.” – Bad

## Upper level continued

- What to do if the game is getting very physical and full of fouls – some strategies
  - If you sense things escalating, talk to both coaches at halftime (you could also stop the game and talk to coaches)
  - Yellow card – repeated fouls by team A on player X on Team B or persistent infringement
  - Usually a caution or two calm things down fast

# Player Dissent

- Let them know you're watching
- First time is friendly reminder that you'll be making the calls.
  - This is usually enough
- Talk to them individually, quietly during a stoppage
  - Loud rebukes are sometimes embarrassing and make player even more angry



# Teamwork

- Be an AR for another ref, ask them to AR you when you CR
- Form 3-person teams and rotate
- Work together, learn together, improve together



# Mistakes

- I make them every game
- You will too
  - Forgotten laws
  - Laws you never knew
  - Missed game action
- Talk about it, learn from it, move on.
- Email me questions





# More on mistakes

- You will simply miss calls
  - If you are by yourself, you can't see everything. You have to "cheat" by anticipating the game
  - It is impossible to have the perfect angle to see every play
- The first question I ask when I leave the field is what did I miss and how do I get better
  - Alex Olbrecht and the direct free kick with his raised arm 😊



# Safety

# Weather



- If you hear thunder, stop the game and leave the field
  - Coaches and parents are responsible for the kids
- If fields are closed by town, games are cancelled
- Otherwise, show up to games. You'll get credit for it if the teams don't show up or leave early.
- Check our Weather page for updates
  - <http://www.chappaquaayso.org/weather/>



# Concussions

- If you see something, say something to the coach
- Stop the game if necessary
- Player must be removed from play for the remainder of day



# Other Safety Reminders

- Players cannot wear any jewelry (watches, earrings, etc.)
  - Must be removed and not taped over
  - Exception: Medical alert bracelets
- No casts or splints, even soft ones
- Glasses are OK
- During cooler weather warm clothes may be worn underneath the uniform. Hoods must be tucked in.



# AYSO Philosophies

- Everyone Plays = lots of substitutions
- Balanced Teams
- Open Registration
- Positive Coaching ... report problems
- Good Sportsmanship ... let coach know
- Player Development



# Online Resources

- Our home on the web: <http://chappaquaayso.org/referees/>
  - **Lots** of great links to other referee resources
- Game schedule- Latest link is in my email signature block
- [Laws of the Game](#)
- AYSO's [Whistle Stop](#) newsletter

# Have a Great Season!

